



## IR CONTACT

B3: FESA3/FESA4  
[www.ferbasa.com.br](http://www.ferbasa.com.br)

MARCIO BARROS  
IR Officer

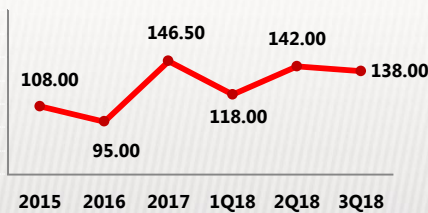
CARLOS H. TEMPORAL  
IR Manager

+55 (71) 3404-3065 | 3404-3023  
[dri@ferbasa.com.br](mailto:dri@ferbasa.com.br)

## 3Q18 FeCr BENCHMARK PRICE

CIA DE FERRO LIGAS DA BAHIA – FERBASA (B3: FESA3 / FESA4) hereby informs to the market in general that the European benchmark Ferrochrome price has been settled at US\$ 138 /lb.Cr for the 3<sup>rd</sup> quarter of 2018. This represents a decrease of 2.8% from the settled price for the 2<sup>nd</sup> quarter of 2018.

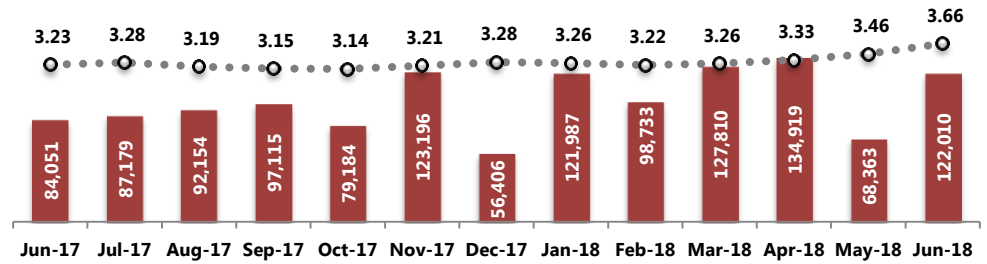
● HC FeCr Price (US\$/lb.Cr)



The new price went into effect on July 01<sup>st</sup>, 2018 and will be the basis for negotiation with our customers, even in domestic market.

## 1 Net revenues and exchange rate\*

(In R\$ million)

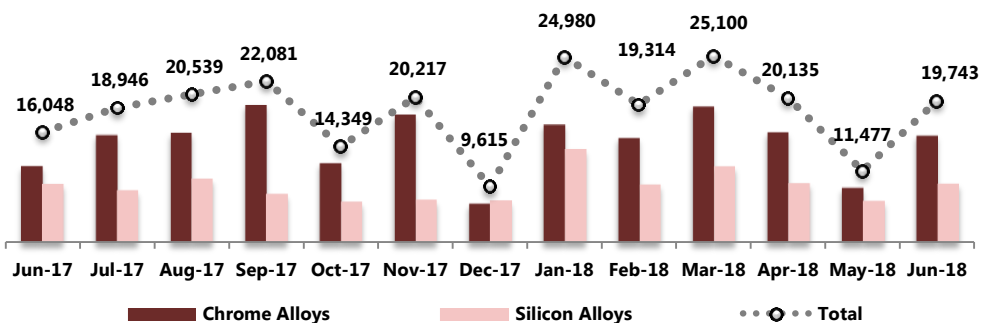


\* Weighted average effective US dollar between sales of the internal and external markets.

In June 2018, net revenues totaled R\$ 122.0 million, an increase of 45.2% when compared with June 2017. This result was influenced, among other factors, by the increase in sales volume and by the average effective US dollar rate, which appreciated by 13.4% in the same period.

## 2 Sales volume

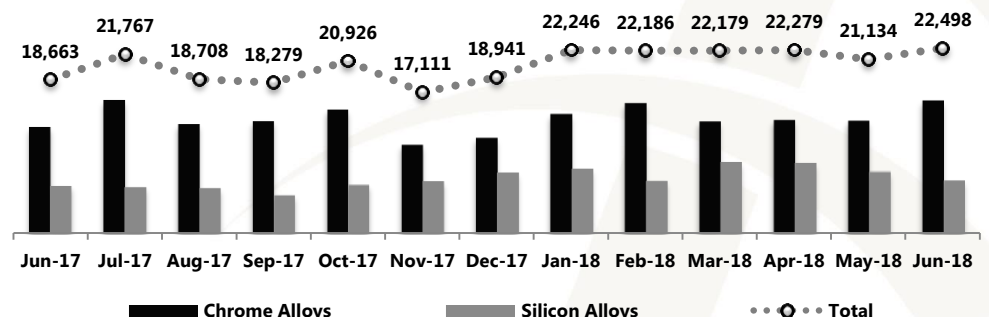
(In tonnes)



The sales volume reached 19,743 tonnes in June 2018, an increase of 23.0% when compared to June 2017. The sales volume breakdown was: 12,751 tonnes of Chrome Alloys and 6,992 tonnes of Silicon Alloys, a change of +40.4% and +0.3% respectively, in comparison to the same period of 2017. Highlight to the LC FeCr sales volume, which registered an increase of 89.4% in June against the same month of 2017.

## 3 Production

(In tonnes)



In June 2018 the total ferroalloys production registered an increase of 20.6% when compared to the same period of 2017. The highlight was the growth of 25.1% in Chrome Alloys production over 2017.



FESA3  
NIVEL 1  
BM&FROVFSPA

FESA4  
NIVEL 1  
BM&FROVFSPA

**Ferbasa**